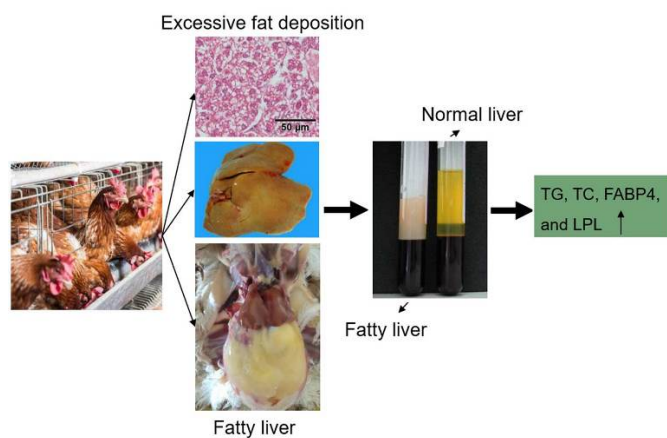


[Previous issue](#) | [Next issue](#) | [Archive](#)



Volume 10 (4); December 25, 2020 [[Booklet](#)] [[EndNote XML for Agris](#)]



Zhu L, Liao R, Xiao Ch, Zhu G, Wu N, Tu Y and Yang Ch (2020). **Potential Biomarker for Fatty Liver Hemorrhagic Syndrome in Laying Hens.** *J. World Poultry Res.*, 10 (4): 545-555. DOI: <https://dx.doi.org/10.36380/jwpr.2020.62>

Research Paper

Potential Biomarker for Fatty Liver Hemorrhagic Syndrome in Laying Hens.

Zhu L, Liao R, Xiao Ch, Zhu G, Wu N, Tu Y and Yang Ch.

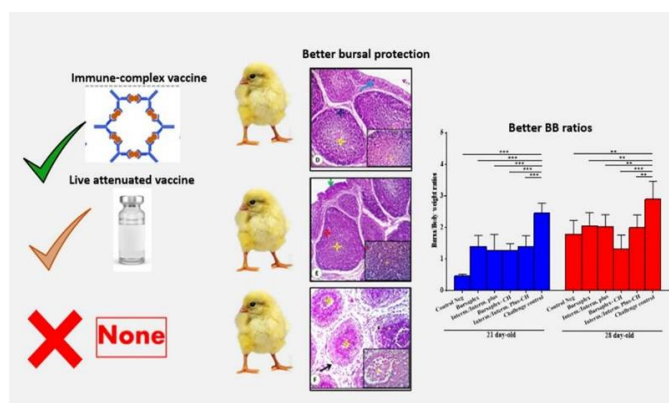
J. World Poult. Res. 10(4): 545-555, 2020; pii: S2322455X2000062-10

DOI: <https://dx.doi.org/10.36380/jwpr.2020.62>


ABSTRACT: Fatty liver hemorrhagic syndrome is more common in laying hens with excess body weight (BW) and in the middle and late phase of egg production. However, no specific biomarkers in chickens can be used to diagnose liver steatosis or liver injury. The present study aimed to assess whether BW can be used to predict fatty liver in aged laying hens. This study also searched for potential plasma FLHS biomarkers. For these purposes, correlation among BW, relative weight of liver and abdominal fat, and plasma markers were analyzed in Hy-line brown laying hens. Furthermore, plasma levels of potential biomarkers were analyzed during the formation of fatty liver. Concentrations of triglycerides and total cholesterol were positively associated with BW in aged laying hens, while liver fat deposition was similar among chickens with different BW, indicating that BW cannot be used as the only criterion to discriminate aged laying hens with liver steatosis. A trend of increasing triglyceride, total cholesterol, fatty acid-binding protein 4 (FABP4), and lipoprotein lipase levels was found as age increased, and they were positively associated with BW indicating that they might be risk markers for FLHS in laying hens. The findings indicated that the plasma level of FABP4 was positively associated with the severity of fatty liver in aged laying hens. All the above results suggested that FABP4 might be a potential diagnostic indicator for FLHS.

Key words: Biomarker, Egg production, Fatty liver, Laying hens, Poultry

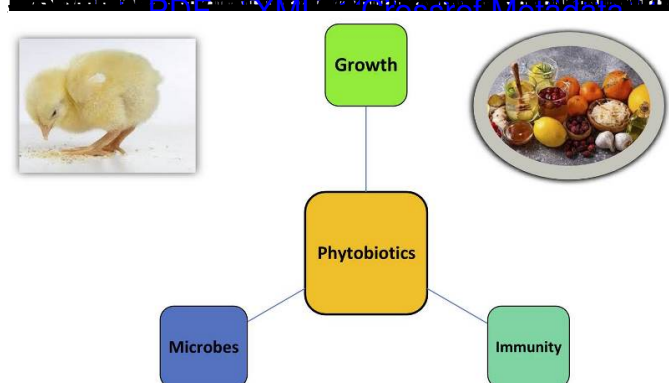
[Full text- [PDF](#)] [[XML](#)] [[Crossref Metadata](#)]



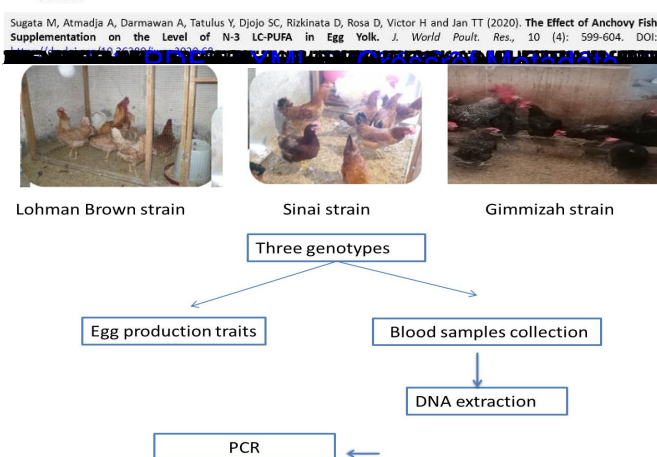
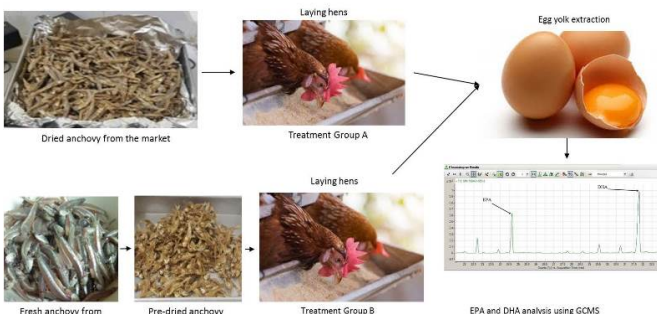
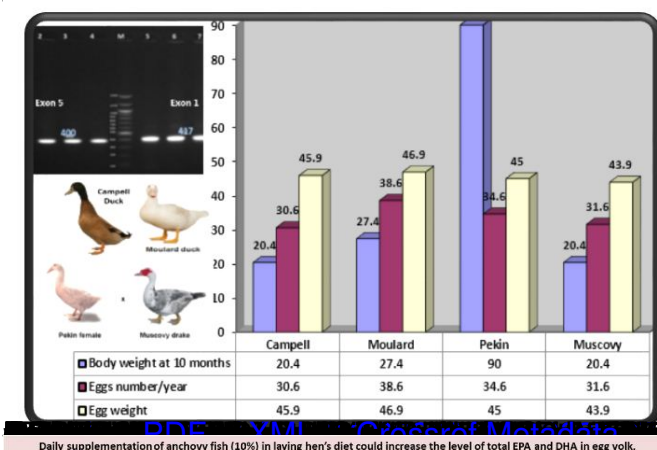
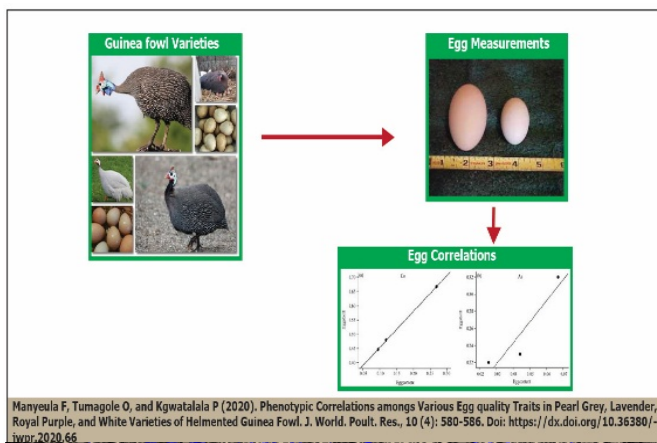
Abou El-Fetouh MS, Hafez MH, El-Attar ER and El-Agamy ME (2020). Immune-Complex Infectious Bursal Disease Virus versus Live Attenuated Vaccines to Protect SPF Chicken against Very Virulent Virus Challenge. *J. World Poultry Res.* 10 (4): 556-564. DOI: <https://dx.doi.org/10.36380/jwpr.2020.63>

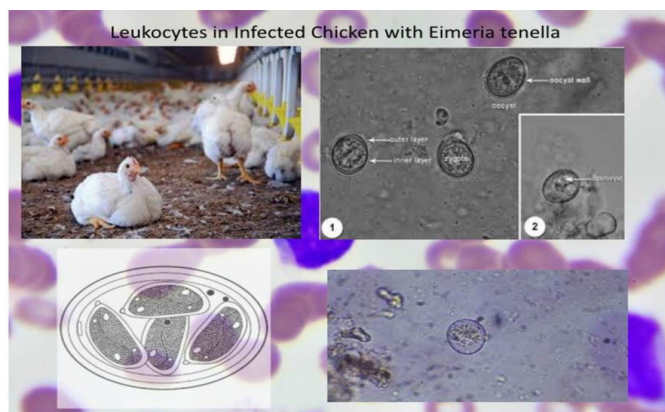


Molapo Motsoene S, Webb E, Aloycia Mahlela M, Chabeli Th, and Kompi P (2020). Reproductive Performance of Koekoek Chickens at Different Levels of Feed Restrictions. *J. World Poultry Res.* 10 (4): 565-570. DOI: <https://dx.doi.org/10.36380/jwpr.2020.64>




Abd El-Ghany WA (2020). Phytobiotics in Poultry Industry as Growth Promoters, Antimicrobials and Immunomodulators - A Review. *J. World Poultry Res.* 10 (4): 571-579. DOI: <https://dx.doi.org/10.36380/jwpr.2020.65>

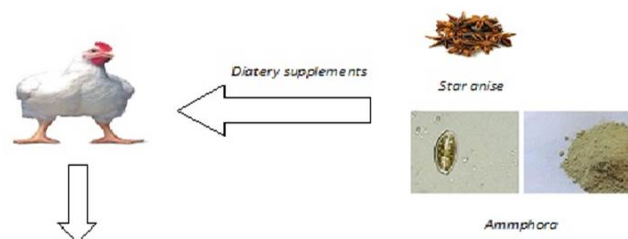




Faradilla ZSh, Yunus M and Hermadi HA (2020). The Effect of Dietary Administration of Virgin Coconut oil on Differential Leukocytes in Infected Chicken with *Eimeria tenella*. *J. World Poult. Res.* 10 (4): 615-622. DOI: <https://dx.doi.org/10.36380/jwpr.2020.70>




Davoudi P and Ehsani A (2020). Characteristics of Carcass Traits and Meat Quality of Broiler Chickens Reared under Conventional and Free-range Systems. *J. World Poult. Res.* 10 (4): 623-630. DOI: <https://dx.doi.org/10.36380/jwpr.2020.71>



- Improvement of the final body weight, weight gain, and feed conversion ratio
- Improvement of immunological indices
- Increasing mRNA expression of hepatic growth hormone gene, insulin-like growth factor-1 (IGF-1) genes (IGF1)
- Increasing mRNA expression of splenic interferon-gamma (IFN- γ) and Interleukin12 (IL-12p35) genes.

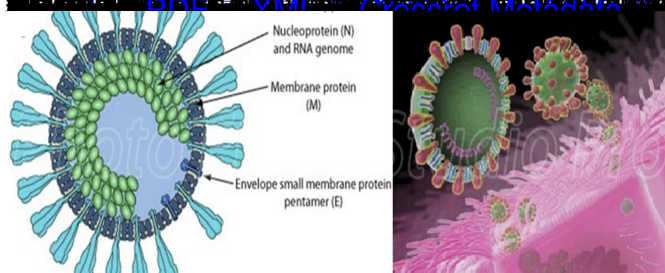
Shawky Sh M, Fathalla SI, Orabi SH, El-Mosallhi HH and Abu-Alya IS (2020). Effect of *Amphora coffeaeformis* and *Star anise* as Dietary Supplements on the Immunity and Growth Performance of Broiler Chickens. *J. World Poult. Res.* 10 (4): 631-642. DOI: <https://dx.doi.org/10.36380/jwpr.2020.72>



Avian Influenza Virus Subtype H5 among Poultry Workers



Novitasari D and Anwar Ch (2020). Seroprevalence of Avian Influenza Virus Subtype H5 among Poultry Workers of Central Traditional Markets in Indonesia. *J. World Poultry Res.*, 10 (4): 643-648. DOI: <https://dx.doi.org/10.36380/jwpr.2020.73>



Yehia N, Said D and Zanaty AM (2020). Characterization and Analysis of the Major Structural Protein Genes of the Recently Isolated Avian Infectious Bronchitis Virus in Egypt. *J. World Poultry Res.*, 10 (4): 649-661. DOI: <https://dx.doi.org/10.36380/jwpr.2020.74>

[Previous Issue](#) [Next Issue](#) [Archived](#)



This work is licensed under a [Creative Commons Attribution 4.0 International License \(CC BY\)](https://creativecommons.org/licenses/by/4.0/)