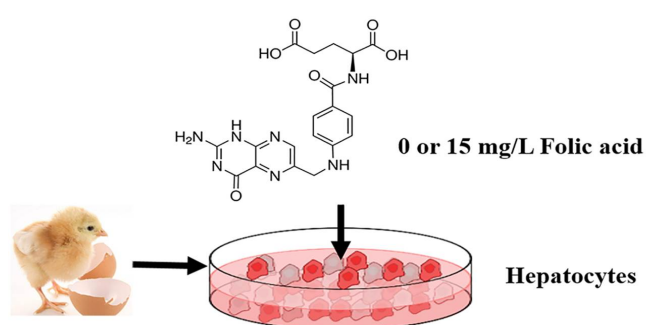


[Previous issue](#) | [Next issue](#) | [Archive](#)

Volume 10 (1); March 25, 2020 [ [Booklet](#) ] [ [EndNote XML for Agris](#) ]



### iTRAQ Proteomics

Liu Y, Zhao J, Wang F, Zhou J, Yang X and Yang X (2020). Comparative Proteomic Analysis of Chicken Primary Hepatocytes with Folic Acid Free or Supplementation Culture Mediums. *J. World Poult. Res.*, 10 (1): 01-11. DOI: <https://dx.doi.org/10.36380/jwpr.2020.1>

## Research Paper

### Comparative Proteomic Analysis of Chicken Primary Hepatocytes with Folic Acid Free or Supplementation Culture Mediums.

Liu Y, Zhao J, Wang F, Zhou J, Yang X and Yang X.

*J. World Poult. Res.* 10(1): 01-11, 2020; pii: S2322455X2000001-10

DOI: <https://dx.doi.org/10.36380/jwpr.2020.1>

**ABSTRACT:** Folic acid had been reported to develop much metabolic regulation function in animals and human beings due to its roles in one carbon metabolism. The current study was conducted to explore folic acid regulation function in primary chicken hepatocytes via supplement and deprivation culture models based on proteomic analysis. Results have shown that folic acid supplement significantly increased intracellular folic acid, 5-Me-THF and SAM contents when compared with folic acid free group ( $P < 0.05$ ). Whereas, there was no difference about genome 5mC levels and DNMTs mRNA expression between these two groups. Proteomic analysis found 85 differential expressed proteins with 35 down and 50 up regulation. COG and KEGG pathway analysis revealed that amino acid metabolism, carbohydrate metabolism and antioxidant function were affected by folic acid. Posttranslational modification, protein turnover, chaperones and transcription were gathered by COG analysis in relative high proportion. PRMT7 and ARID4B which were associated with histone methylation were up-regulated in the folic acid supplement group, suggesting that folic acid was likely to take part in metabolism regulation of hepatocytes via histone methylation manner in the study. In conclusion, proteomic analysis found 85 differential expressed proteins in hepatocytes with folic acid free and supplementation medium. Folic acid might be involved in amino acid and carbohydrate metabolism and oxidation resistance by its epigenetic modifications functions. Our study also provided fundamental differential protein profiles mediated by folic acid, which can facilitate the understanding of folic acid regulation function in hepatic metabolism.

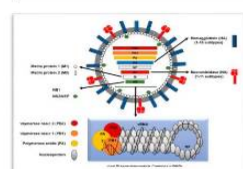
**Key words:** Folic acid, Histone methylation, Primary chicken hepatocytes, Proteomics

[Full text- [PDF](#)] [[XML](#)] [[Crossref Metadata](#)] [[Google Scholar](#)]

Mahata ME, Hidayat T, Nurhuda GA, Rizal Y and Ardi (2020). **Performance and Egg Quality of Laying Hens Fed with Boiled Tomato Waste Powder.** *J. World Poul. Res.*, 10 (1): 12-16.  
DOI: <https://dx.doi.org/10.36380/jwpr.2020.2>



**Experimental Infection of Local Domestic and Feral (*Columba livia domestica*) Pigeons with Local Isolate of H9N2 Influenza Virus: Virological and Histopathological Study**

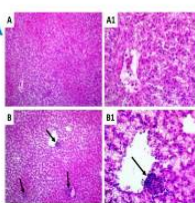


Avian H9N2 virus

Infect feral and domestic pigeons with H9N2 virus  
Experimental infection



Clinical sings



Histopathologically

Rasheed AR, Al-Ajeeli KS and Al-Azawy AKH (2020). **Experimental Infection of Local Domestic and Feral (*Columba livia domestica*) Pigeons with Local Isolate of H9N2 Influenza Virus: Virological and Histopathological Study.** *J. World Poul. Res.*, 10 (1): 17-27.  
DOI: <https://dx.doi.org/10.36380/jwpr.2020.3>



Broiler chickens



Azadirachta indica bark



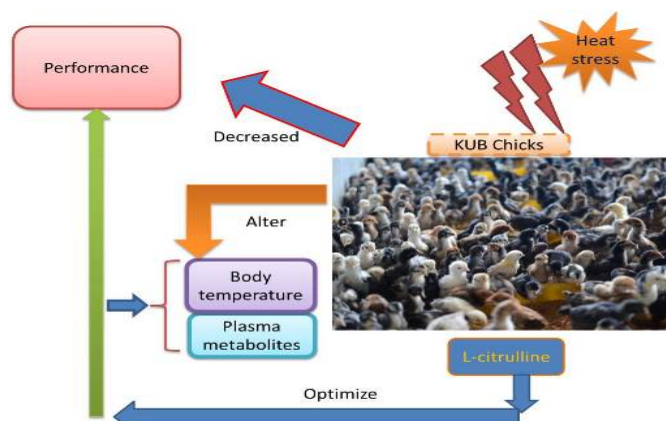
Mangifera indica bark

Ayoola AA, Ekunseitan D.A, Muhammad SB, Oguntoye MA and Adejola YA (2020).

**The Effects of Extraction Methods of *Mangifera indica* and *Azadirachta indica* Bark on *in vitro* Antimicrobial Efficacy and Performance of Broiler Chickens.**

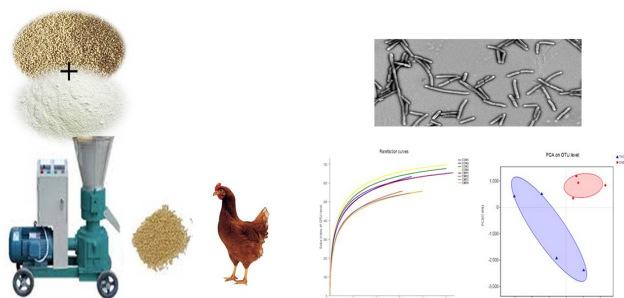
*J. World Poul. Res.*, 10 (1): 28-35.

DOI: <https://dx.doi.org/10.36380/jwpr.2020.4>



Erwan E, Adelina T, Koto A and Maslami V (2020). The Potency of Oral Administration of L-Citrulline as Anti Heat Stress Agent in KUB Chicks. *J. World Poult. Res.*, 10 (1): 36-40. DOI: <https://dx.doi.org/10.36380/jwpr.2020.6>

[PDF](#) [XML](#) [Crossref Metadata](#) [Google Scholar](#)




Chen X, Zhang Y, Ma W, Zhu Y, Wu X and Wang ZH (2020). Effects of Cordyceps Militaris Polysaccharide on Egg Production, Egg Quality and Caecal Microbiota of Layer Hens. *J. World Poult. Res.*, 10 (1): 41-51. DOI: <https://dx.doi.org/10.36380/jwpr.2020.6>

[PDF](#) [XML](#) [Crossref Metadata](#) [Google Scholar](#)

Al-Shadeedi ShMJ (2020). Comparison of Weight, Components and Chemical Composition of Eggs in Guinea Fowl, Turkey, and Domestic Chicken. *J. World Poult. Res.*, 10 (1): 52-56. DOI: <https://dx.doi.org/10.36380/jwpr.2020.7>



[PDF](#) [XML](#) [Crossref Metadata](#) [Google Scholar](#)



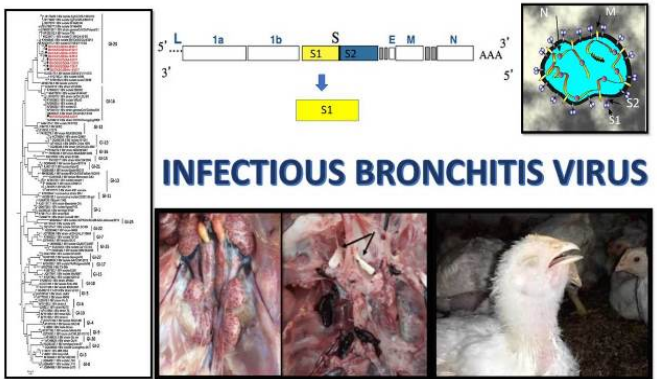
Patoary MU, Hossain M, Akter M and Rubel ZU (2020). Effect of Supplementation of Yucca schidigera Extract on Ammonia Gas Emission and Performance of Broiler Chickens. *J. World Poult. Res.*, 10 (1): 57-67. DOI: <https://dx.doi.org/10.36380/jwpr.2020.8>

[PDF](#) [XML](#) [Crossref Metadata](#) [Google Scholar](#)






Al-Ajeeli KS, Al-Azawy AKh and Ghazan H (2020). Serological and Molecular Detection of Chicken Anemia Virus in Broiler and Layer Chickens in Iraq. *J. World Poul. Res.*, 10 (1): 63-70. DOI: <https://dx.doi.org/10.36380/wjpr.2020.9>



Sabra M, Abdellatif W, Ahmed Al and Osman N (2020). Molecular Characterization and Phylogenetic Analysis of Full-length S1 Gene of GI-16 and GI-23 Infectious Bronchitis Virus in Qena, Egypt. *J. World Poul. Res.*, 10 (1): 71-80. DOI: <https://dx.doi.org/10.36380/wjpr.2020.10>

Influence of Addition of Whey Cheese Fermented into Drinking Water to Laying Hens



Hilmi M, Prastujati UA, Khusnah A, Khirzin MH and Yannuarista D (2020). Influence of Adding Fermented Whey Cheese Into Drinking Water of Laying Hens. *J. World Poul. Res.*, 10 (1): 81-86. DOI: <https://dx.doi.org/10.36380/wjpr.2020.11>

Darzi Niamali M, Masoudi AA, Vaez Torshizi R and Davoodi P (2020). A Novel Mutation in the Promoter Region of Avian Uncoupling Protein3 Associated with Feed Efficiency and Body Composition Traits in Broiler Chicken. *J. World Poul. Res.*, 10 (1): 87-95. DOI: <https://dx.doi.org/10.36380/wjpr.2020.12>

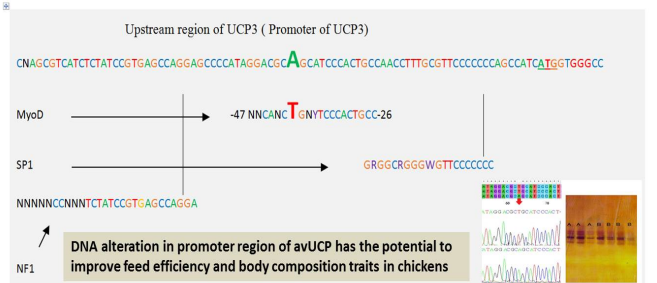
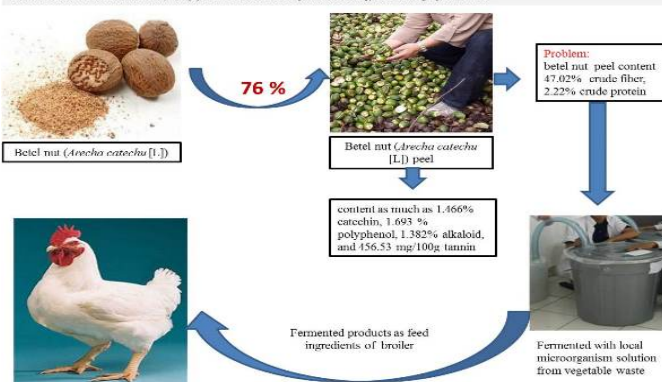
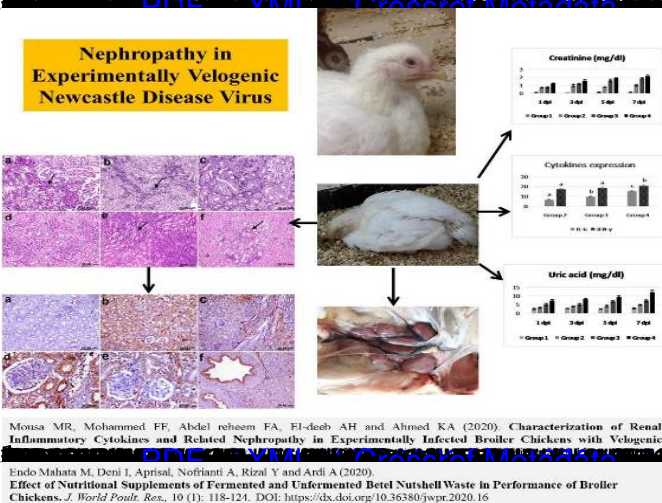
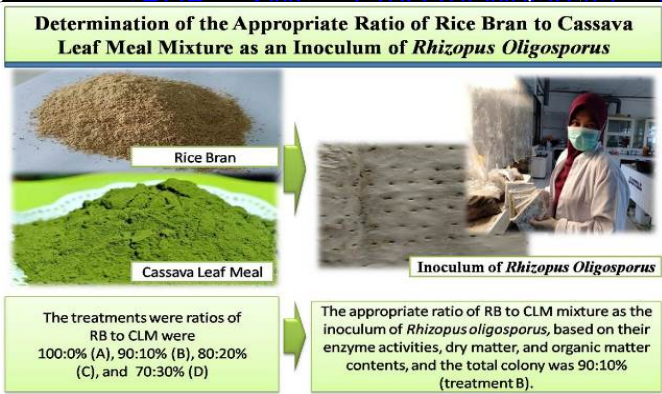
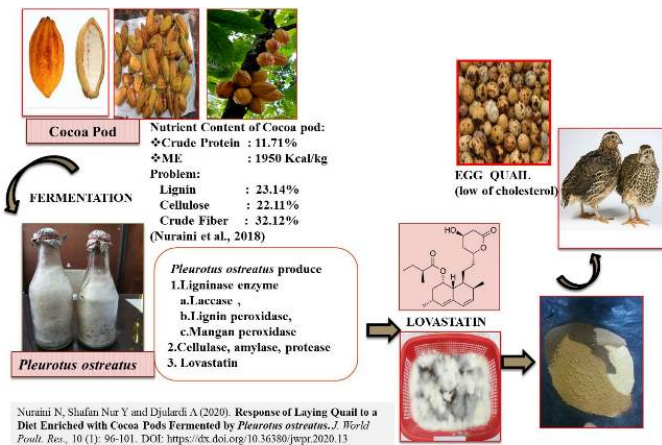


Figure 3. Schematic figure of predicted binding sites in uncoupling protein gene by MyoD with the logo of MyoD in Bioinformatics analysis. UCP3: uncoupling protein 3; SP1: Sp1 transcription factor; NF1: Nuclear factor 1; MyoD: myoblast determination protein.





[This](#) work is licensed under a [Creative Commons Attribution 4.0 International License \(CC BY 4.0\)](#)